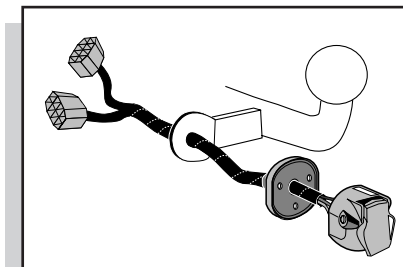


Montage-handleiding elektrokabelset voor
trekhaak met 12-N contactdoos
vlg. DIN/ISO norm 1724

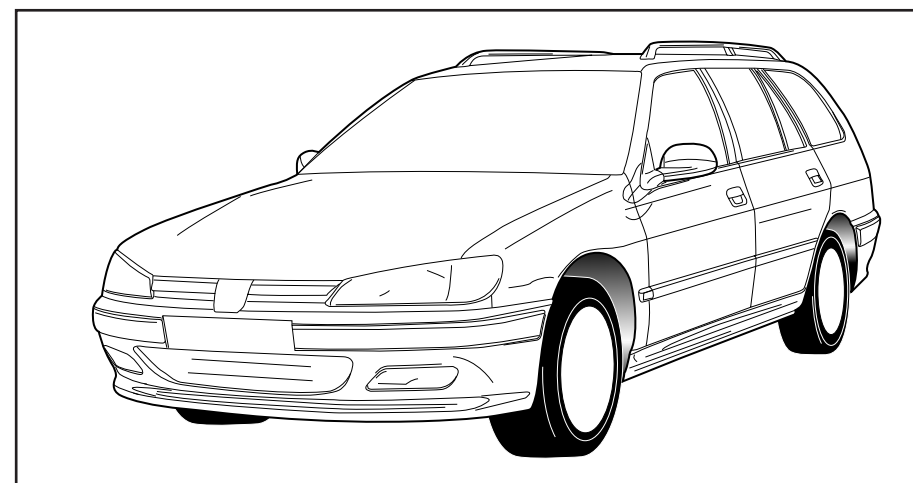
Fitting instructions electric wiringkit
towbar with 12-N socket up to
DIN/ISO norm 1724

Einbauanleitung Elektrosatz
Anhängervorrichtung mit 12-N Steckdose
lt. DIN/ISO Norm 1724

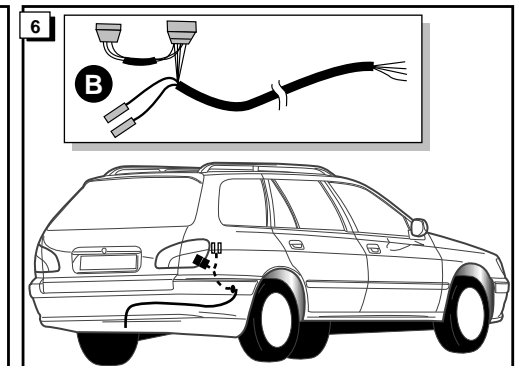
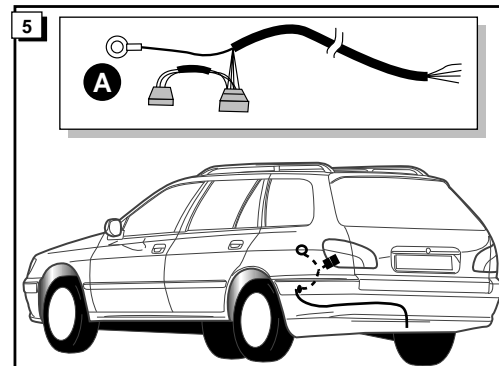
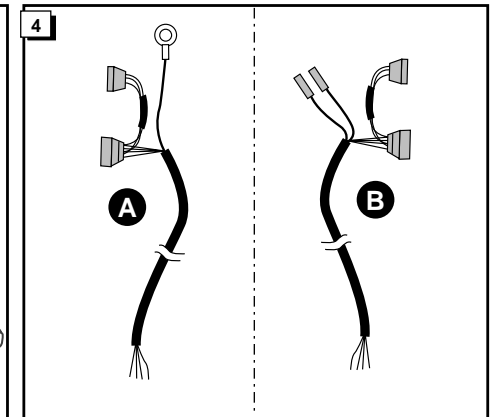
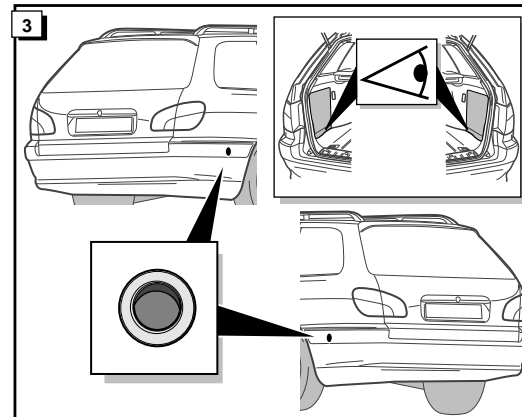
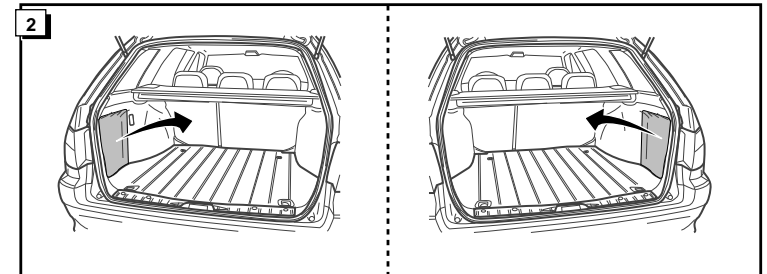


Instructions de montage du faisceau
électrique pour crochet d'attelage
conforme à la norme DIN/ISO 1724
prise 12-N



PEUGEOT 406 BREAK 1996-



Bestel Nr.: PEU-030-B



7

KNIPPERLICHT LINKS
L.H. INDICATOR
BLINKER LINKS
CLIGNOTANT GAUCHE

REMLICHTEN
BRAKELICHTS
BREMSLEUCHTE
FEUX DE STOP

MASSA
EARTH
MASSE
MASSE

1
2
3
4
5
6
7
8

ACHTERLICHT LINKS
L.H. REARLIGHT
SCHLUSSLEUCHTE LINKS
FEU ARRIERE GAUCHE

ACHTERLICHT RECHTS
R.H. REARLIGHT
SCHLUSSLEUCHTE RECHTS
FEU ARRIERE DROIT

	NL	GB	D	FR
1 = L	GEEL	YELLOW	GELB	JAUNE
2 = 54-G	BLAUW	BLUE	BLAU	BLEU
3 = 31	WIT	WHITE	WEIß	BLANC
4 = R	GROEN	GREEN	GRÜN	VERT
5 = 58-R	BRUIN	BROWN	BRAUN	MARRON
6 = 54	ROOD	RED	ROT	ROUGE
7 = 58-L	ZWART	BLACK	SCHWARZ	NOIR
8 = 58-B	GRUIJS	GREY	GRAU	GRIS

8

9

10

11

12

Rearfoglight switch

Rearfoglight wire

Rearfoglight

blue grey

Rearfoglight switch

Rearfoglight

- 1
- 2
- 3
- 4

13

14

Code

15

! CONTROLEER FUNCTIES !
! CHECK FUNCTIONS !
! FUNKTIONEN KONTROLIEREN !
! CONTRÔLER LES FONCTIONS !

16

17

17