

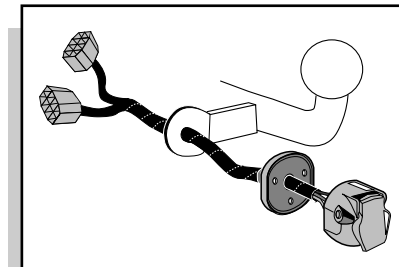
**Einbauanleitung Elektrosatz
Anhängervorrichtung mit 12-N Steckdose
lt. DIN/ISO Norm 1724**

**Instructions de montage du faisceau
électrique pour crochet d'attelage
conforme à la norme
DIN/ISO 1724 prise 12-N**


**Fitting instructions electric wiringkit
towbar with 12-N socket up to
DIN/ISO norm 1724**

**Montage-handleiding elektrokabelset voor
trekhaak met 12-N contactdoos
vlg. DIN/ISO norm 1724**

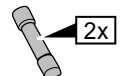
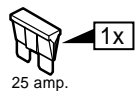
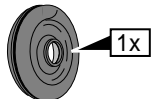
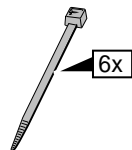
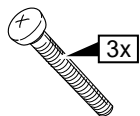
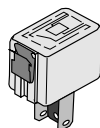
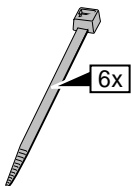
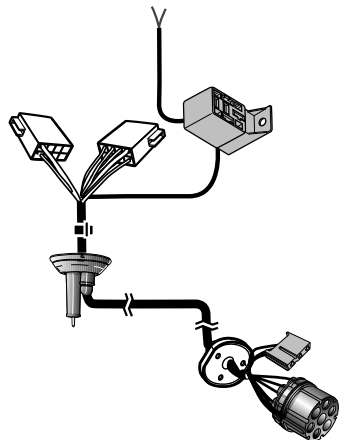

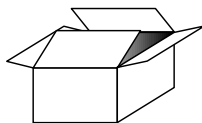
**Instrucciones de montaje de
kit eléctrico para enganche de
remolque con caja de conexiones
12-N según norma DIN/ISO 1724**

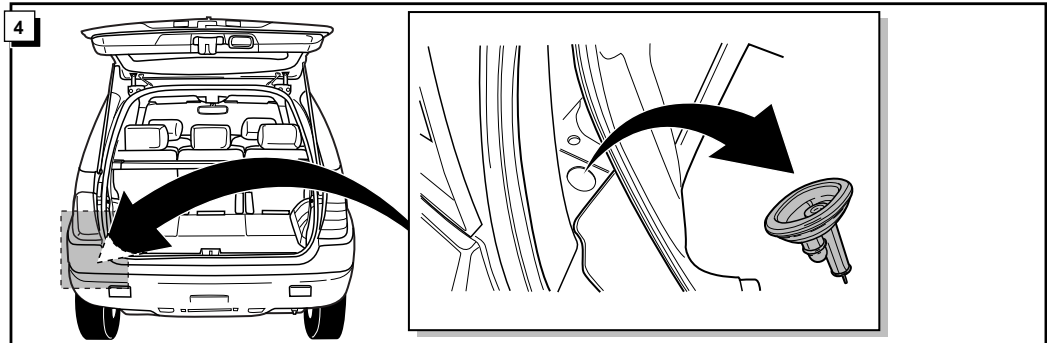
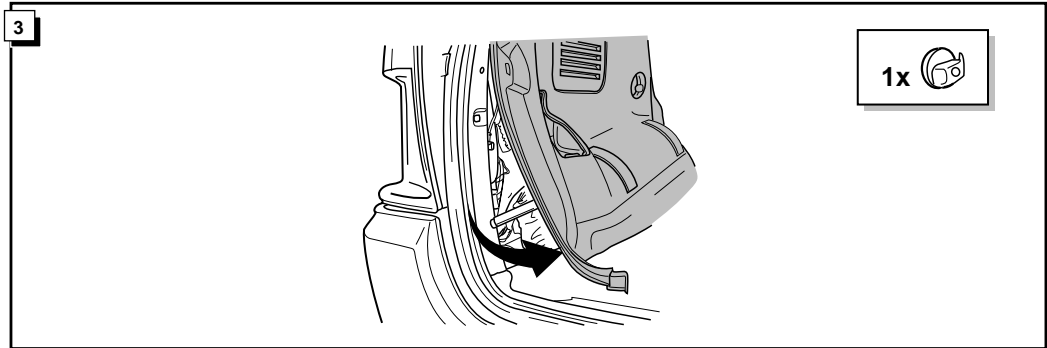
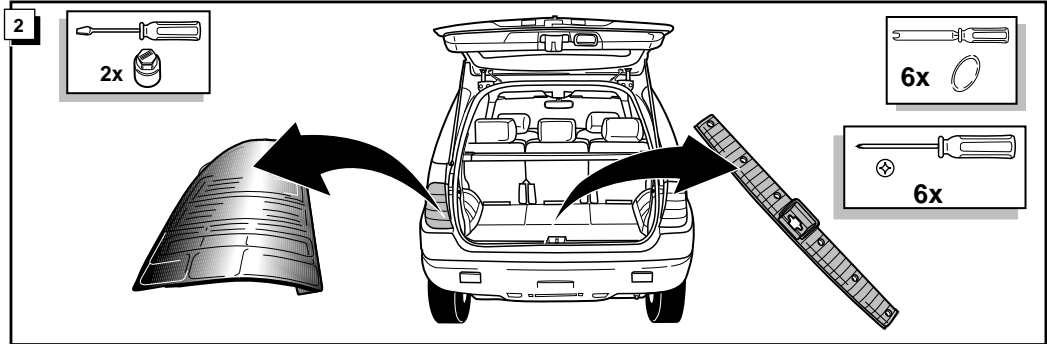



MERCEDES M KLASSE 1998-

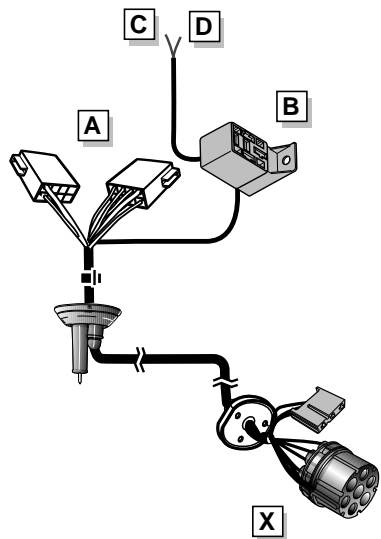


Bestel Nr.: MB-033-FL

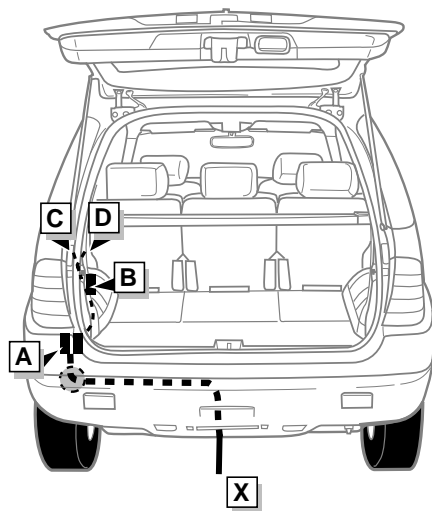




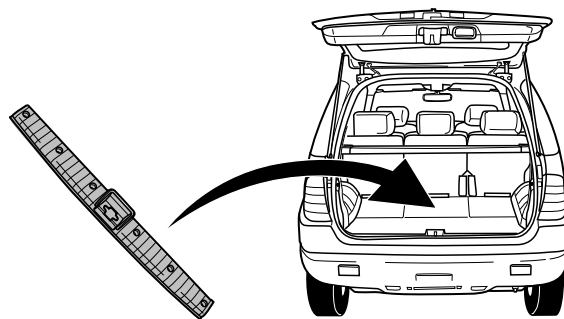
INFO



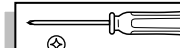
ROUTING



20

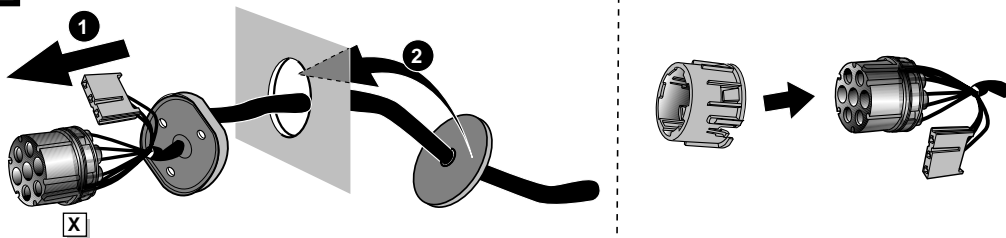


6x

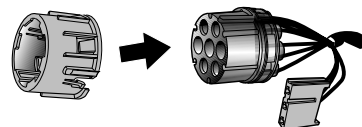


6x


5



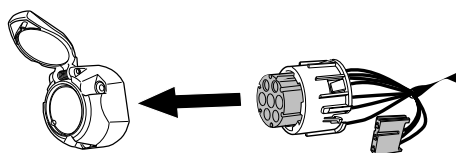
1




2



3

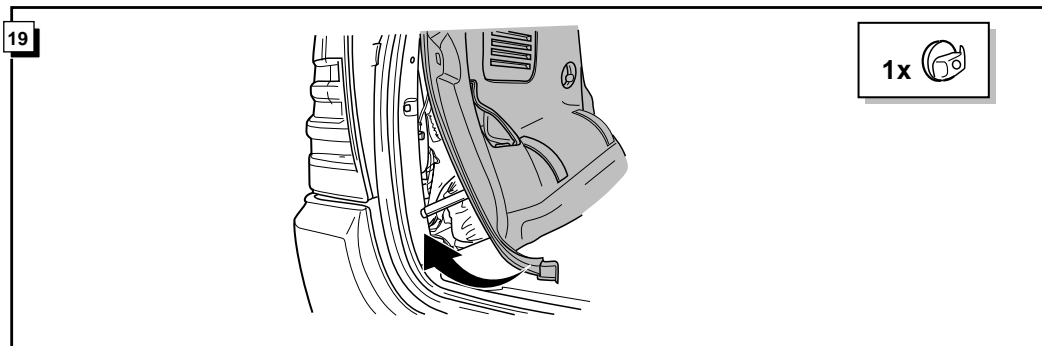
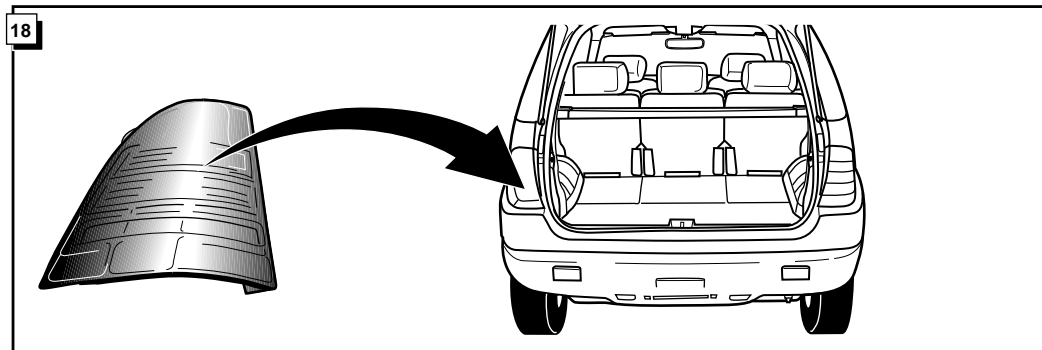
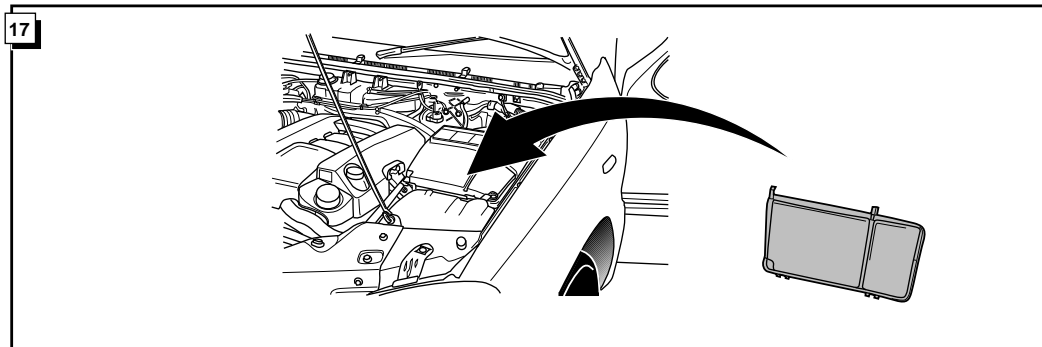


4



16

FUNKTIONEN KONTROLLIEREN !
CONTRÔLER LES FONCTIONS !
CHECK FUNCTIONS !
CONTROLEER FUNCTIES !
¡CONTROLAR LAS FUNCIONES!



INFO

ANSCHLUß STECKDOSE / CONNECTION DE LA PRISE / SOCKET CONNECTION /
 CONTACTDOOS AANSLUITING / CONEXIONES DEL ENCHUFE

DIN/ISO 1724		(D)	(F)	(GB)	(NL)	(ES)
	1/L	gelb	jaune	yellow	geel	amarrillo
	2	blau	bleu	blue	blauw	azul
	1-8	weiß	blanc	white	wit	blanco
	4/R	grün	vert	green	groen	verde
	5/58-R	braun	marron	brown	bruin	marrón
	6/54	rot	rouge	red	rood	rojo
	7/58-L	schwarz	noir	black	zwart	negro
	8/58-b	grau	gris	grey	grijs	gris
		rot/blau	rouge/bleu	red/blue	rood/blauw	rojo/azul

