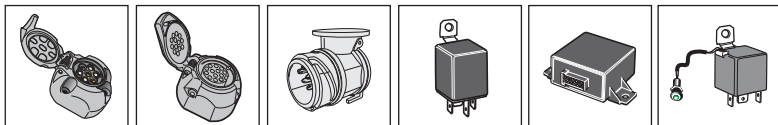
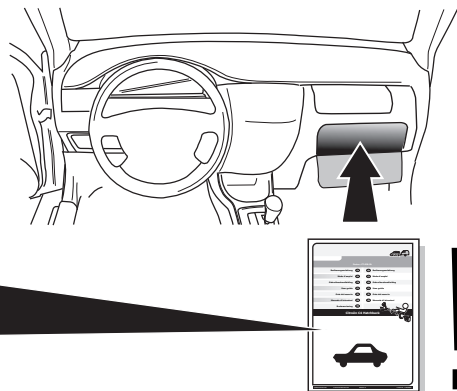


## ! INFO !

- (DE) Die Batterie des Zugfahrzeugs bzw. gezogenen Fahrzeugs nicht direkt über die Steckdose aufladen.
- (FR) Ne pas charger les batteries du véhicule tracteur et/ou tracté directement sur la prise de courant.
- (NL) De accu van het trekkend voertuig c.q. getrokken voertuig niet rechtstreeks via de contactdoos opladen.
- (GB) Do not charge the battery of the towing vehicle and/or towed vehicle directly via the socket.
- (ES) No recargue la batería del vehículo remolque y/o del remolcado directamente mediante el enchufe.
- (IT) Non caricare la batteria del veicolo trainante o di quello trainato direttamente dalla presa.
- (SE) Ladda inte batteriet i det bogserande fordonet och/eller det bogserade fordonet direkt via kontakten.
- (CZ) Nenabíjajte baterii tažného ani taženého vozidla přes zásuvku.
- (DK) Oplad ikke bugseringskøretøjet og/eller det bugserede køretøjs batteri direkte v.h.a. stikdåsen.
- (FI) Älä lataa hinaavan ajoneuvon ja/tai hinattavan ajoneuvon akkua suoraan pistorasian kautta.
- (GR) Μη φορτίζετε την μπαταρία του ρυμουλκούμενου οχήματος και/ή ρυμουλκημένου οχήματος απευθείας μέσω του ρευματοδότη.
- (NO) Batteriet til kjøretøyet som trekker eller blir trukket skal ikke lades direkte via koblingsboksen.
- (PL) Nie ładować akumulatora pojazdu holującego/holowanego bezpośrednio przez gniazdo.

- (DE) Gebrauchsanleitung  
(FR) Mode d'emploi  
(NL) Gebruikershandleiding  
(GB) User guide  
(ES) Guía del usuario  
(IT) Manuale di istruzioni  
(SE) Bruksanvisning  
(CZ) Uživatelská příručka  
(DK) Brugervejledning  
(FI) Käyttöohjeet  
(GR) Οδηγός χρήστη  
(NO) Brukerveiledning  
(PL) Instrukcja obsługi



## SPARE PARTS

[www.ecs-electronics.com](http://www.ecs-electronics.com)

# ECS

ELECTRONICS



Partnr.: FI-032-DB

Gebrauchsanleitung (DE)

(CZ) Uživatelská příručka

Mode d'emploi (FR)

(DK) Brugervejledning

Gebruikershandleiding (NL)

(FI) Käyttöohjeet

User guide (GB)

(GR) Οδηγός χρήστη

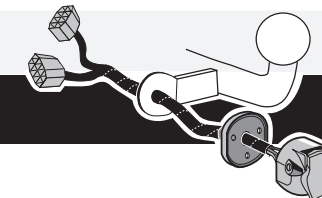
Guía del usuario (ES)

(NO) Brukerveiledning



Manuale di istruzioni (IT)

(PL) Instrukcja obsługi

Bruksanvisning (SE)




## Fiat Punto Evo 10/2009-



- DE Anschluss Steckdose    ES Conexión de la caja de enchufe    CZ Objímkový konektor    GR Υποδοχή σύνδεσης  
 FR Connection de la prise    IT Allaccio zoccolo    DK Stikkdåse forbindelse    NO Tilkobling koblingsboks  
 NL Contactdoos aansluiting    SE Anslutning kontaktdosa    FI Pistorasia liitäntä    PL Połączenie przez gniazdo  
 GB Socket connection

DIN/ISO 11446	1/L	2	3/31	4/R	5/58-R	6/54	7/58-L	8	9	10	11	12	13
Pmax	21W	2x21W	3/31	21W	52W	3x21W	52W	2x21W	180W/1.5Amp	180W/1.5Amp			
DE	Gelb	Blau	Weiß	Grün	Braun	Rot (1,00mm <sup>2</sup> )	Schwarz	Schwarz/ Rot	Braun/ Weiß	Rot (2,50mm <sup>2</sup> )	Weiß	-	Weiß
FR	Jaune	Bleu	Blanc	Vert	Marron	Rouge (1,00mm <sup>2</sup> )	Noir	Noir/ Rouge	Marron/ Blanc	Rouge (2,50mm <sup>2</sup> )	Blanc	-	Blanc
NL	Geel	Blauw	Wit	Groen	Bruin	Rood (1,00mm <sup>2</sup> )	Zwart	Zwart/ Rood	Bruin/ Wit	Rood (2,50mm <sup>2</sup> )	Wit	-	Wit
GB	Yellow	Blue	White	Green	Brown	Red (1,00mm <sup>2</sup> )	Black	Black/ Red	Brown/ White	Red (2,50mm <sup>2</sup> )	White	-	White
ES	Amarillo	Azul	Blanco	Verde	Marrón	Rojo (1,00mm <sup>2</sup> )	Negro	Negro/ Rojo	Marrón/ Blanco	Rojo (2,50mm <sup>2</sup> )	Blanco	-	Blanco
IT	Giallo	Blu	Bianco	Verde	Marrone	Rosso (1,00mm <sup>2</sup> )	Nero	Nero/ Rosso	Marrone/ Bianco	Rosso (2,50mm <sup>2</sup> )	Bianco	-	Bianco
SE	Gul	Blå	Vit	Grön	Brun	Röd (1,00mm <sup>2</sup> )	Svart	Svart/ Röd	Brun/ Vit	Röd (2,50mm <sup>2</sup> )	Vit	-	Vit
CZ	Žlutá	Modrá	Bílá	Zelená	Hnědá	Červená (1,00mm <sup>2</sup> )	Černá	Černo/ Červená	Hnědo/ Bílá	Červená (2,50mm <sup>2</sup> )	Bílá	-	Bílá
DK	Gul	Blå	Hvid	Grøn	Brun	Rød (1,00mm <sup>2</sup> )	Sort	Sort/ Rød	Brun/ Hvid	Rød (2,50mm <sup>2</sup> )	Hvid	-	Hvid
FI	Keltainen	Sininen	Valkoinen	Vihreä	Ruskea	Punainen (1,00mm <sup>2</sup> )	Musta	Musta/ Punainen	Ruskea/ Valkoinen	Punainen (2,50mm <sup>2</sup> )	Valkoinen	-	Valkoinen
GR	Κίτρινο	Μπλε	Λευκό	Πράσινο	Καφέ	Κόκκινο (1,00mm <sup>2</sup> )	Μαύο	Μαύο/ Κόκκινο	Καφέ/ Λευκό	Κόκκινο (2,50mm <sup>2</sup> )	Λευκό	-	Λευκό
NO	Gul	Blå	Hvit	Grønn	Brun	Rød (1,00mm <sup>2</sup> )	Svart	Svart/ Rød	Brun/ Hvit	Rød (2,50mm <sup>2</sup> )	Hvit	-	Hvit
PL	Żółty	Niebieski	Biały	Zielony	Brązowy	Czerwonny (1,00mm <sup>2</sup> )	Czarny	Czarny/ Czerwonny	Brązowy/ Biały	Czerwonny (2,50mm <sup>2</sup> )	Biały	-	Biały

- DE Sicherungen austauschen    ES Cambio de fusible    CZ Výměna pojistky    GR Αλλαγή ασφάλειας  
 FR Remplacer les fusibles    IT Sostituire i fusibili    DK Udskiftning af sikringer    NO Skifte sikringene  
 NL Zekeringen vervangen    SE Byte av säkringar    FI Vaihdta varokkeet    PL Wymienić bezpieczniki  
 GB Changing the fuse



15 Amp.

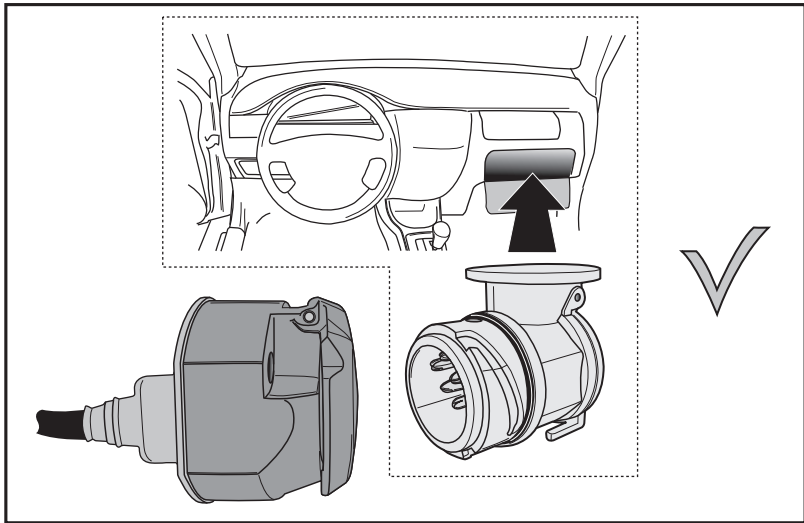
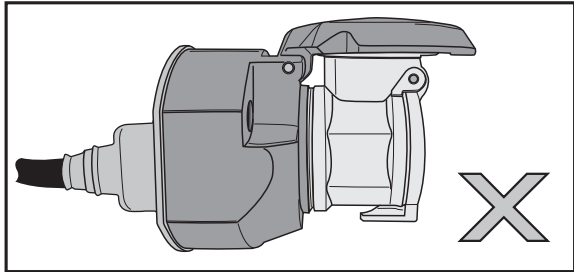
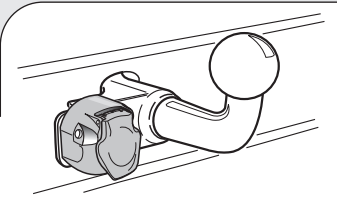

15 Amp.

DE Orange	CZ Oranžová
FR Orange	DK Orange
NL Oranje	FI Oranssi
GB Orange	GR Πορτοκαλί
ES Naranja	NO Oransje
IT Arancione	PL Pomarańczowy
SE Orange	


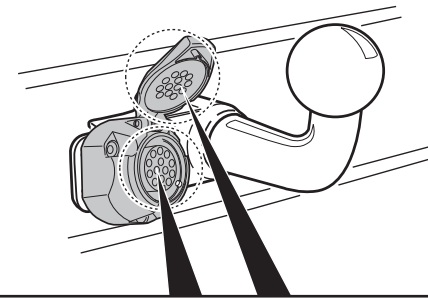
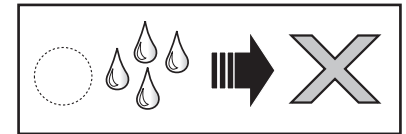
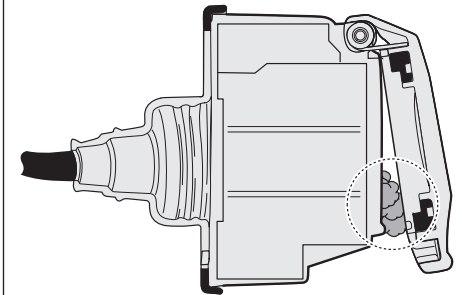
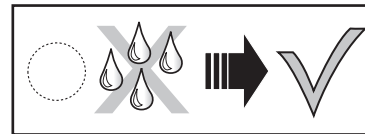
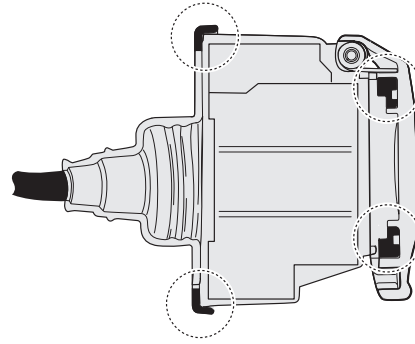
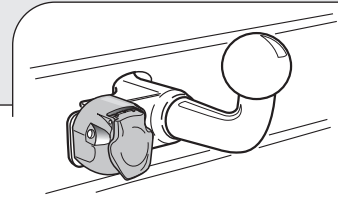
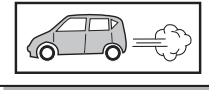
15 Amp.

DE Braun/Weiß	CZ Hnědá/Bílá
FR Marron/Blanc	DK Brun/Hvid
NL Bruin/Wit	FI Ruskea/Valkoinen
GB Brown/White	GR Καφέ/Λευκό
ES Marrón/Blanco	NO Brun/Hvit
IT Marrone/Bianco	PL Brązowy/Biały
SE Brun/Vit	

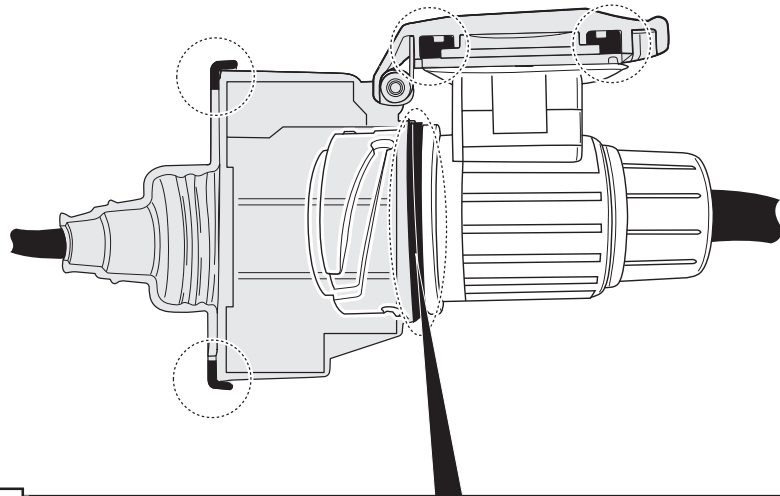
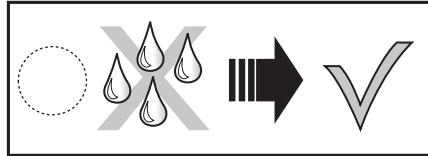
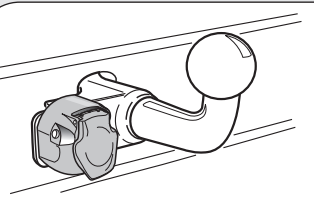

INFO : Storage



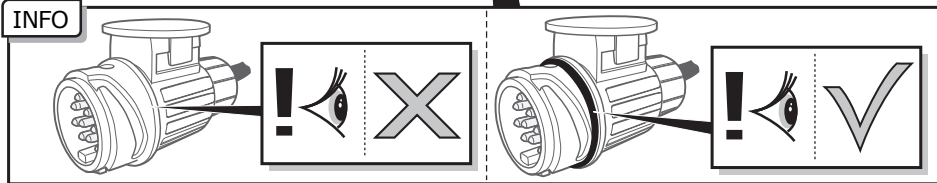
INFO



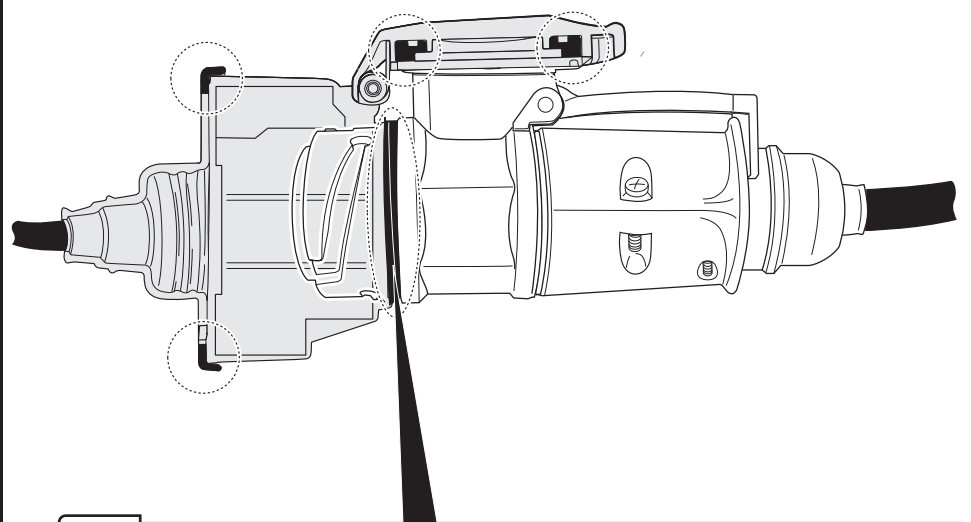
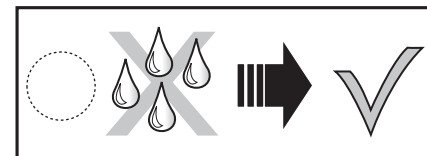
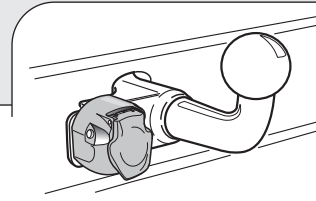

INFO : Ring.



INFO



INFO : Adapt.



INFO

